

EP Orehova Vas

EMX 65

Orehova Vas 1,554 km

1st Race

21.5.2023 13:30

Race (12:00 and 2 Laps) started at 13:30:11

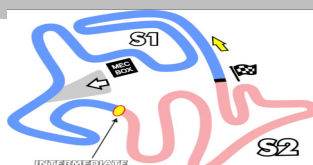
Lap	S1	S2	Lap Tm	Diff Lap	S1	S2	Lap Tm	Diff	
(397) NOVAK Alex					(280) LEDWABA Kabelo				
1		1:02.872			1	1:08.504			
2	1:09.259	1:02.138	2:11.397	+0.095	2	1:12.392	1:07.353	2:19.745 +4.847	
3	1:08.103	1:03.199	2:11.302		3	1:10.246	1:04.652	2:14.898	
4	1:08.217	1:03.150	2:11.367	+0.065	4	1:12.672	1:05.541	2:18.213 +3.315	
5	1:09.063	1:02.939	2:12.002	+0.700	5	1:10.691	1:04.957	2:15.648 +0.750	
6	1:08.315	1:03.768	2:12.083	+0.781	6	1:11.430	1:04.638	2:16.068 +1.170	
7	1:09.995	1:04.242	2:14.237	+2.935	7	1:11.361	1:04.426	2:15.787 +0.889	
8	1:09.556	1:05.167	2:14.723	+3.421	8	1:10.452	1:06.565	2:17.017 +2.119	

(265) ASSINI Francesco					(221) CANTU Kevin				
1		1:03.750			1	1:06.385			
2	1:11.410	1:02.767	2:14.177	+0.504	2	1:12.824	1:05.088	2:17.912 +1.596	
3	1:09.811	1:04.318	2:14.129	+0.456	3	1:12.175	1:05.584	2:17.759 +1.443	
4	1:09.595	1:04.352	2:13.947	+0.274	4	1:13.154	1:06.311	2:19.465 +3.149	
5	1:10.253	1:04.891	2:15.144	+1.471	5	1:11.876	1:04.440	2:16.316	
6	1:09.811	1:04.280	2:14.091	+0.418	6	1:11.559	1:06.320	2:17.879 +1.563	
7	1:10.143	1:03.910	2:14.053	+0.380	7	1:10.879	1:07.690	2:18.569 +2.253	
8	1:10.650	1:03.023	2:13.673		8	1:13.140	1:07.696	2:20.836 +4.520	

(209) GOLEŽ Taj					(285) LOPES Tim				
1		1:05.400			1	1:09.560			
2	1:10.758	1:02.426	2:13.184	+0.040	2	1:12.227	1:04.925	2:17.152 +3.934	
3	1:07.976	1:05.296	2:13.272	+0.128	3	1:11.483	1:04.776	2:16.259 +3.041	
4	1:08.788	1:04.356	2:13.144		4	1:09.461	1:04.724	2:14.185 +0.967	
5	1:09.724	1:03.877	2:13.601	+0.457	5	1:09.006	1:04.212	2:13.218	
6	1:09.912	1:04.085	2:13.997	+0.853	6	1:10.105	1:15.908	2:26.013 +12.795	
7	1:09.400	1:04.691	2:14.091	+0.947	7	1:09.945	1:04.793	2:14.738 +1.520	
8	1:10.388	1:04.030	2:14.418	+1.274	8	1:09.253	1:05.138	2:14.391 +1.173	

(243) IVANDIC Roko					(300) TORRO Loan				
1		1:03.465			1	1:05.663			
2	1:10.304	1:03.898	2:14.202		2	1:26.892	1:09.103	2:35.995 +21.802	
3	1:10.059	1:04.408	2:14.467	+0.265	3	1:12.320	1:05.831	2:18.151 +3.958	
4	1:11.373	1:05.779	2:17.152	+2.950	4	1:12.428	1:05.685	2:18.113 +3.920	
5	1:11.586	1:04.975	2:16.561	+2.359	5	1:11.068	1:05.811	2:16.879 +2.686	
6	1:11.300	1:05.103	2:16.403	+2.201	6	1:09.905	1:04.288	2:14.193	
7	1:11.277	1:04.478	2:15.755	+1.553	7	1:11.778	1:05.670	2:17.448 +3.255	
8	1:11.774	1:06.690	2:18.464	+4.262	8	1:10.224	1:06.305	2:16.529 +2.336	

(358) GOYER Eydan					(312) REPNIK Tim				
1		1:06.090			1	1:09.560			
2	1:12.024	1:04.835	2:16.859	+2.305	2	1:13.781	1:06.551	2:20.332 +4.536	
3	1:11.427	1:04.334	2:15.761	+1.207	3	1:12.082	1:04.755	2:16.837 +1.041	
4	1:11.028	1:04.826	2:15.854	+1.300	4	1:10.971	1:04.831	2:15.802 +0.006	
5	1:10.556	1:04.974	2:15.530	+0.976	5	1:10.522	1:18.236	2:28.758 +12.962	
6	1:10.848	1:05.469	2:16.317	+1.763	6	1:10.633	1:05.163	2:15.796	
7	1:11.342	1:04.793	2:16.135	+1.581	7	1:12.334	1:06.864	2:19.198 +3.402	
8	1:10.780	1:03.774	2:14.554		8	1:11.784	1:04.754	2:16.538 +0.742	



EP Orehova Vas

EMX 65

Orehova Vas 1,554 km

1st Race

21.5.2023 13:30

Race (12:00 and 2 Laps) started at 13:30:11

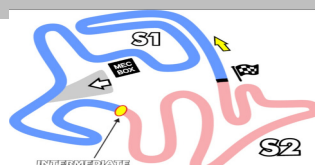
Lap	S1	S2	Lap Tm	Diff Lap	S1	S2	Lap Tm	Diff	
(222) MICHALAK Arthur					(366) MAIFREDI Dominick				
1		1:09.302			1	1:07.127			
2	1:16.572	1:07.222	2:23.794	+6.607	2	1:12.607	l:04.947	2:17.554	
3	1:12.054	1:07.589	2:19.643	+2.456	3	1:11.804	1:05.869	2:17.673 +0.119	
4	1:13.876	l:05.211	2:19.087	+1.900	4	1:34.737	1:05.285	2:40.022 +22.468	
5	1:13.576	1:05.396	2:18.972	+1.785	5	1:11.567	1:06.905	2:18.472 +0.918	
6	1:11.843	1:05.344	2:17.187		6	1:12.228	1:06.643	2:18.871 +1.317	
7	1:11.754	1:06.761	2:18.515	+1.328	7	1:13.034	1:08.812	2:21.846 +4.292	
8	1:12.377	1:06.341	2:18.718	+1.531	8	1:12.553	1:07.848	2:20.401 +2.847	

(274) CORDERO Santiago					(271) CARBONELL Vincent				
1		1:07.453			1	1:06.212			
2	1:12.274	1:22.028	2:34.302	+16.700	2	1:14.005	l:05.490	2:19.495 +1.860	
3	1:10.540	1:07.540	2:18.080	+0.478	3	1:12.042	1:05.593	2:17.635	
4	1:11.303	l:06.299	2:17.602		4	1:37.135	1:06.947	2:44.082 +26.447	
5	1:13.360	1:06.307	2:19.667	+2.065	5	1:12.787	1:07.956	2:20.743 +3.108	
6	1:11.963	1:06.349	2:18.312	+0.710	6	1:11.841	1:06.381	2:18.222 +0.587	
7	1:11.549	1:06.996	2:18.545	+0.943	7	1:12.350	1:09.305	2:21.655 +4.020	
8	1:11.697	1:07.836	2:19.533	+1.931	8	1:13.731	1:08.045	2:21.776 +4.141	

(311) BOLLIGER Tizian					(318) DONDE Giacomo				
1		1:09.309			1	1:09.458			
2	1:14.390	l:06.638	2:21.028	+1.585	2	1:15.130	1:22.300	2:37.430 +17.956	
3	1:11.818	1:07.625	2:19.443		3	1:13.390	1:08.010	2:21.400 +1.926	
4	1:13.776	1:07.541	2:21.317	+1.874	4	1:14.789	1:07.716	2:22.505 +3.031	
5	1:14.196	1:08.478	2:22.674	+3.231	5	1:14.070	l:05.431	2:19.501 +0.027	
6	1:13.024	1:07.310	2:20.334	+0.891	6	1:13.465	1:06.009	2:19.474	
7	1:13.446	1:09.355	2:22.801	+3.358	7	1:15.256	1:09.143	2:24.399 +4.925	
8	1:13.774	1:07.218	2:20.992	+1.549	8	1:15.497	1:08.833	2:24.330 +4.856	

(225) GIACOBBE Nico					(219) GAJSER Leo				
1		1:11.308			1	1:15.498			
2	1:14.620	1:07.936	2:22.556	+2.644	2	1:19.922	1:09.671	2:29.593 +8.418	
3	1:13.290	1:07.565	2:20.855	+0.943	3	1:16.203	1:07.970	2:24.173 +2.998	
4	1:13.434	1:07.875	2:21.309	+1.397	4	1:15.168	l:06.635	2:21.803 +0.628	
5	1:13.164	1:07.856	2:21.020	+1.108	5	1:14.147	1:08.572	2:22.719 +1.544	
6	1:12.794	1:08.081	2:20.875	+0.963	6	1:13.938	1:07.821	2:21.759 +0.584	
7	1:12.543	1:08.432	2:20.975	+1.063	7	1:13.636	1:09.915	2:23.551 +2.376	
8	1:12.676	l:07.236	2:19.912		8	1:14.334	1:06.841	2:21.175	

(356) ESPOSITO Achille					(214) EDER Elias				
1		1:10.620			1	1:13.175			
2	1:15.090	1:07.196	2:22.286	+2.335	2	1:17.555	1:10.084	2:27.639 +5.556	
3	1:14.368	l:07.013	2:21.381	+1.430	3	1:15.082	1:09.194	2:24.276 +2.193	
4	1:14.255	1:07.803	2:22.058	+2.107	4	1:15.072	l:08.447	2:23.519 +1.436	
5	1:13.486	1:07.387	2:20.873	+0.922	5	1:13.462	1:08.621	2:22.083	
6	1:12.551	1:07.400	2:19.951		6	1:14.731	1:09.497	2:24.228 +2.145	
7	1:13.308	1:07.469	2:20.777	+0.826	7	1:15.289	1:12.156	2:27.445 +5.362	
8	1:13.847	1:07.436	2:21.283	+1.332	8	1:14.098	1:11.286	2:25.384 +3.301	



EP Orehova Vas

EMX 65

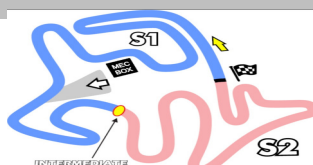
Orehova Vas 1,554 km

1st Race

21.5.2023 13:30

Race (12:00 and 2 Laps) started at 13:30:11

Lap	S1	S2	Lap Tm	Diff Lap	S1	S2	Lap Tm	Diff	
(357) LENCE Stefan					(354) PALLADINO Allberico				
1		1:11.054			1	1:15.330			
2	1:34.379	1:08.701	2:43.080	+20.661	2	1:20.482	1:11.753	2:32.235 +8.653	
3	1:16.025	1:08.281	2:24.306	+1.887	3	1:17.255	1:12.195	2:29.450 +5.868	
4	1:14.511	1:07.908	2:22.419		4	1:16.431	1:10.967	2:27.398 +3.816	
5	1:14.132	1:08.496	2:22.628	+0.209	5	1:16.119	1:09.471	2:25.590 +2.008	
6	1:14.223	1:08.828	2:23.051	+0.632	6	1:14.447	1:09.135	2:23.582	
7	1:14.764	1:10.207	2:24.971	+2.552	7	1:16.030	1:12.589	2:28.619 +5.037	
8	1:14.057	1:09.522	2:23.579	+1.160	8	1:14.876	1:10.179	2:25.055 +1.473	
(288) RIEDI Jamie-Liam					(399) ŠMUC Urban				
1		1:16.102			1	1:13.453			
2	1:20.028	1:11.140	2:31.168	+7.137	2	1:18.580	1:10.720	2:29.300 +3.905	
3	1:16.702	1:10.584	2:27.286	+3.255	3	1:17.123	1:08.311	2:25.434 +0.039	
4	1:15.599	1:09.945	2:25.544	+1.513	4	1:28.270	1:09.488	2:37.758 +12.363	
5	1:16.072	1:08.911	2:24.983	+0.952	5	1:16.847	1:09.538	2:26.385 +0.990	
6	1:15.874	1:09.715	2:25.589	+1.558	6	1:16.521	1:08.874	2:25.395	
7	1:14.979	1:09.052	2:24.031		7	1:14.911	1:11.058	2:25.969 +0.574	
8	1:14.984	1:09.718	2:24.702	+0.671	8	1:16.680	1:08.783	2:25.463 +0.068	
(259) GROSSO Francesco					(319) PASQUALE Guilio				
1		1:15.820			1	1:16.849			
2	1:18.027	1:12.298	2:30.325	+5.209	2	1:21.463	1:11.578	2:33.041 +8.189	
3	1:15.336	1:10.084	2:25.420	+0.304	3	1:17.946	1:09.914	2:27.860 +3.008	
4	1:15.626	1:09.639	2:25.265	+0.149	4	1:19.024	1:09.208	2:28.232 +3.380	
5	1:15.531	1:10.899	2:26.430	+1.314	5	1:16.175	1:08.677	2:24.852	
6	1:15.128	1:10.059	2:25.187	+0.071	6	1:16.736	1:08.793	2:25.529 +0.677	
7	1:14.797	1:12.974	2:27.771	+2.655	7	1:15.914	1:09.695	2:25.609 +0.757	
8	1:15.133	1:09.983	2:25.116		8	1:16.822	1:08.866	2:25.688 +0.836	
(227) BONUTTO Jacopo					(329) VETAULT Mathys				
1		1:15.424			1	1:14.912			
2	1:21.544	1:09.322	2:30.866	+7.020	2	1:21.529	1:11.711	2:33.240 +4.039	
3	1:17.253	1:10.326	2:27.579	+3.733	3	1:18.782	1:10.419	2:29.201	
4	1:15.761	1:08.758	2:24.519	+0.673	4	1:18.582	1:11.661	2:30.243 +1.042	
5	1:15.675	1:09.582	2:25.257	+1.411	5	1:18.098	1:12.532	2:30.630 +1.429	
6	1:15.593	1:09.592	2:25.185	+1.339	6	1:19.432	1:13.644	2:33.076 +3.875	
7	1:15.962	1:09.158	2:25.120	+1.274	7	1:19.342	1:13.188	2:32.530 +3.329	
8	1:15.655	1:08.191	2:23.846						
(301) MERVIČ Lovro					(284) RODRIGUEZ Tony				
1		1:15.739			1	1:19.094			
2	1:19.190	1:11.305	2:30.495	+5.109	2	1:21.746	1:14.265	2:36.011 +6.993	
3	1:17.600	1:09.722	2:27.322	+1.936	3	1:16.943	1:12.075	2:29.018	
4	1:16.612	1:09.208	2:25.820	+0.434	4	1:17.774	1:13.641	2:31.415 +2.397	
5	1:15.440	1:10.159	2:25.599	+0.213	5	1:17.780	1:20.935	2:38.715 +9.697	
6	1:15.451	1:10.183	2:25.634	+0.248	6	1:20.387	1:15.653	2:36.040 +7.022	
7	1:16.178	1:13.332	2:29.510	+4.124	7	1:20.260	1:15.229	2:35.489 +6.471	
8	1:15.294	1:10.092	2:25.386						
(365) KINZ Niko									



EP Orehova Vas

EMX 65

Orehova Vas 1,554 km

1st Race

21.5.2023 13:30

Race (12:00 and 2 Laps) started at 13:30:11

Lap	S1	S2	Lap Tm	Diff Lap	S1	S2	Lap Tm	Diff
1		1:12.547						
2	2:07.585	1:11.407	3:18.992	+52.259				
3	1:16.506	1:12.343	2:28.849	+2.116				
4	1:17.330	1:11.791	2:29.121	+2.388				
5	1:16.766	1:11.929	2:28.695	+1.962				
6	1:15.950	1:10.783	2:26.733					
7	1:15.374	1:12.482	2:27.856	+1.123				

(261) LUSTENBERGER Ryan

1		1:12.701						
2	2:20.221	1:10.007	3:30.228	-1:03.532				
3	1:16.568	1:10.128	2:26.696					
4	1:17.112	1:10.747	2:27.859	+1.163				
5	1:20.363	1:14.443	2:34.806	+8.110				
6	1:24.632	1:19.673	2:44.305	+17.609				
7	1:27.061	1:22.961	2:50.022	+23.326				

(263) VIZINTIN Svit

1		1:05.629						
2	1:11.229	1:07.208	2:18.437	+0.940				
3	1:11.562	1:06.475	2:18.037	+0.540				
4	1:11.592	1:05.905	2:17.497					
5	1:11.940	1:05.729	2:17.669	+0.172				
6	1:12.056	1:05.509	2:17.565	+0.068				

